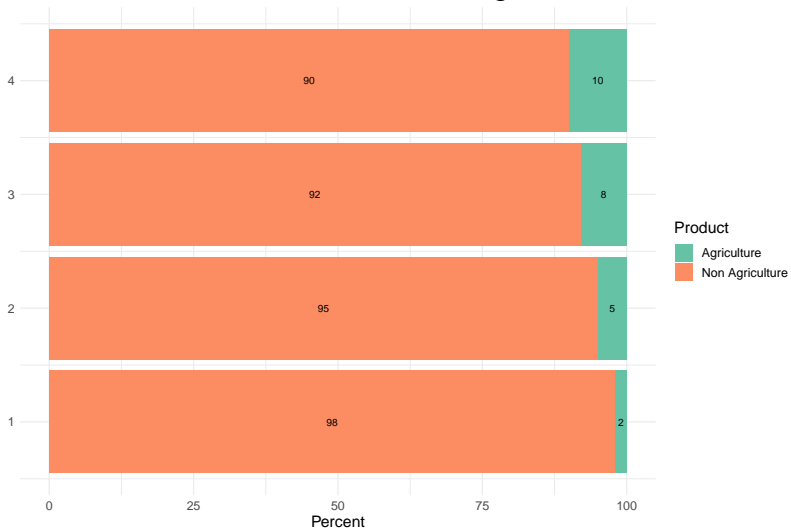


Ag Facts

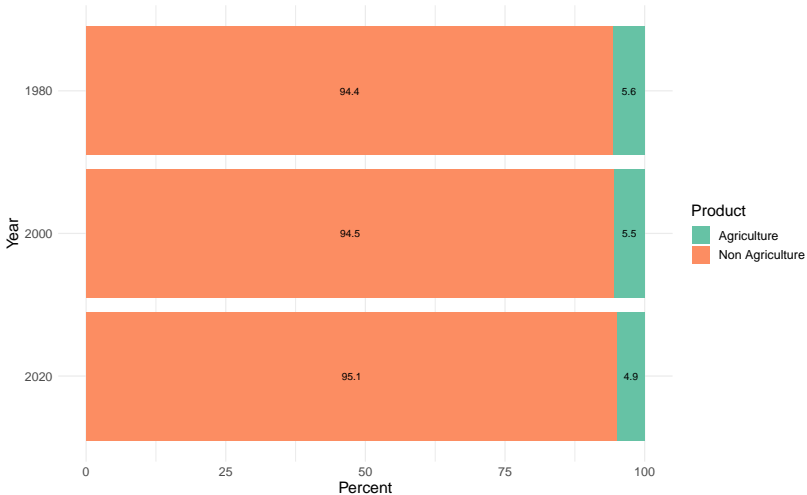
Aaron Smith

September 21, 2022

What Percent of World GDP is Agriculture?

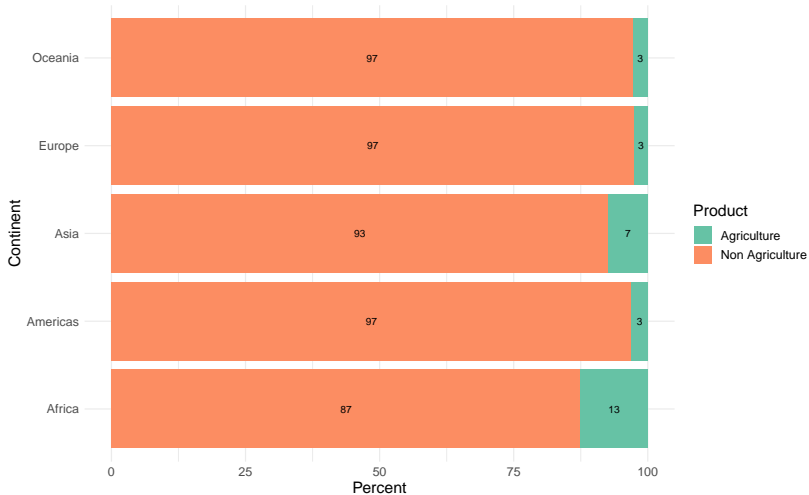


Source of Global Real Economic Production



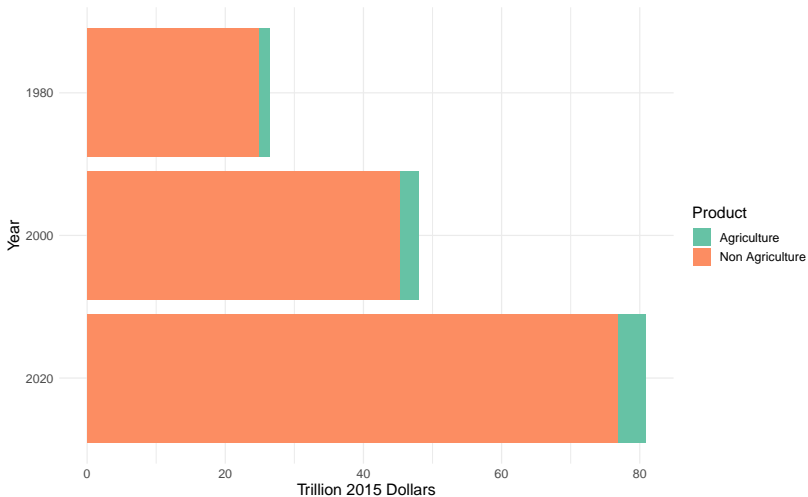
<https://agdatanews.substack.com>
Source: <https://www.fao.org/faostat/en/#data>

Source of Global Economic Production in 2020



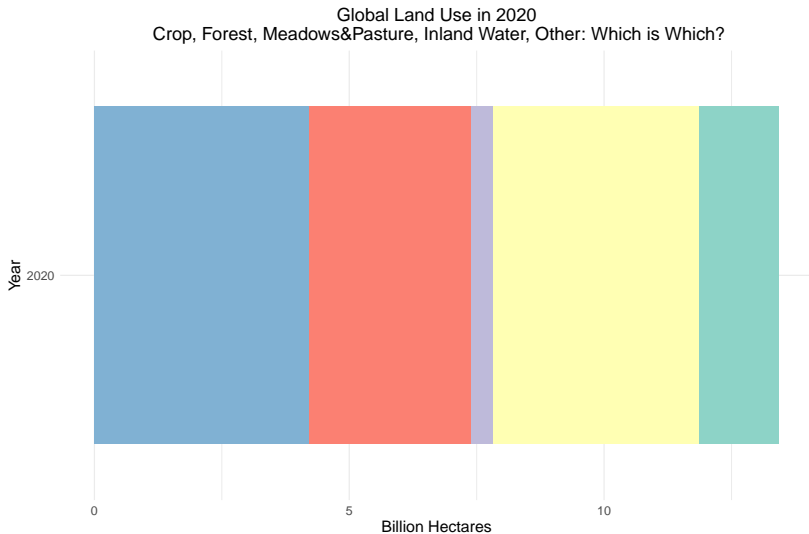
<https://agdatanews.substack.com>
Source: <https://www.fao.org/faostat/en/#data>

Global Real Economic Production

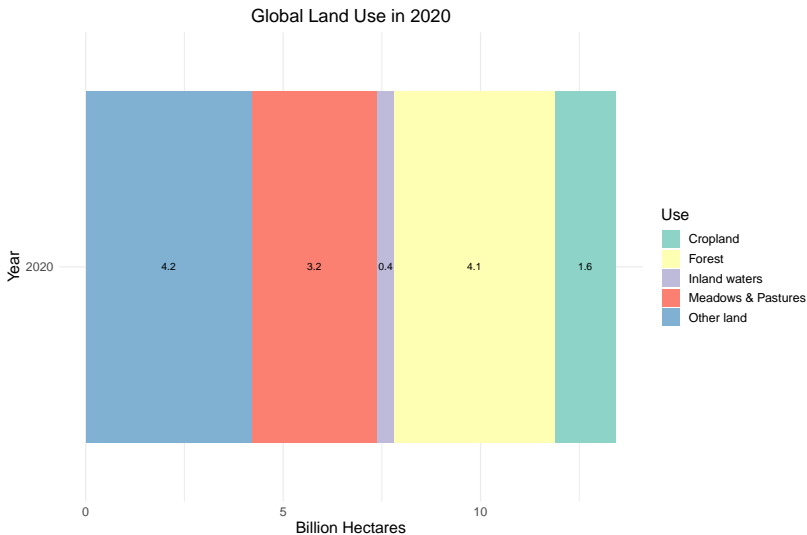


<https://agdatanews.substack.com>
Source: <https://www.fao.org/faostat/en/#data>

Which is Which?



Crops, Forest, Meadows&Pasture, Inland Waters, Other

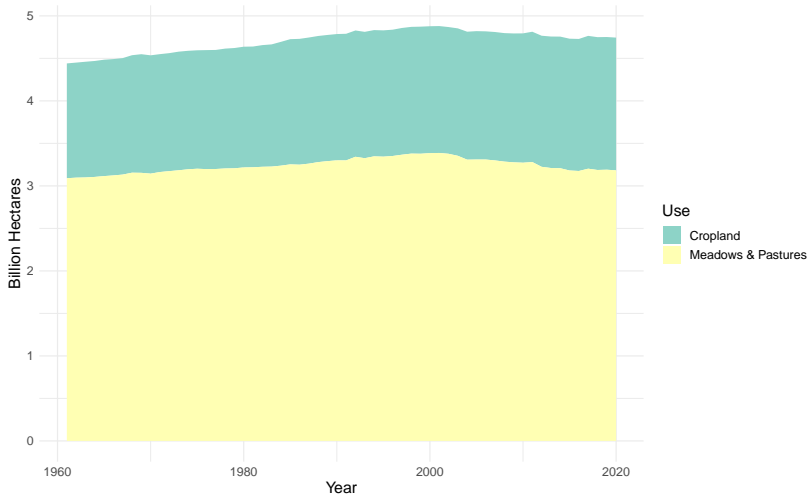


<https://agdatanews.substack.com>

Source: <https://www.fao.org/faostat/en/#data>

Bloomberg map of US land use: [link](#)

Global Agricultural Land Use

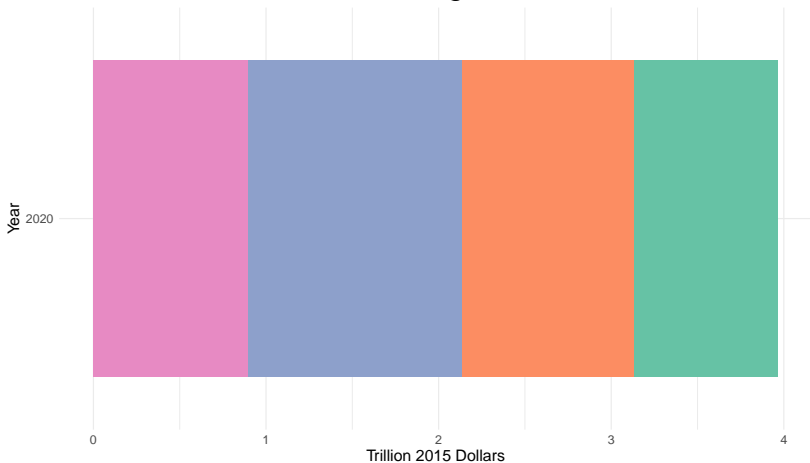


<https://agdatanews.substack.com>
Source: <https://www.fao.org/faostat/en/#data>

Ag land use over the long term: [OWID link](#)

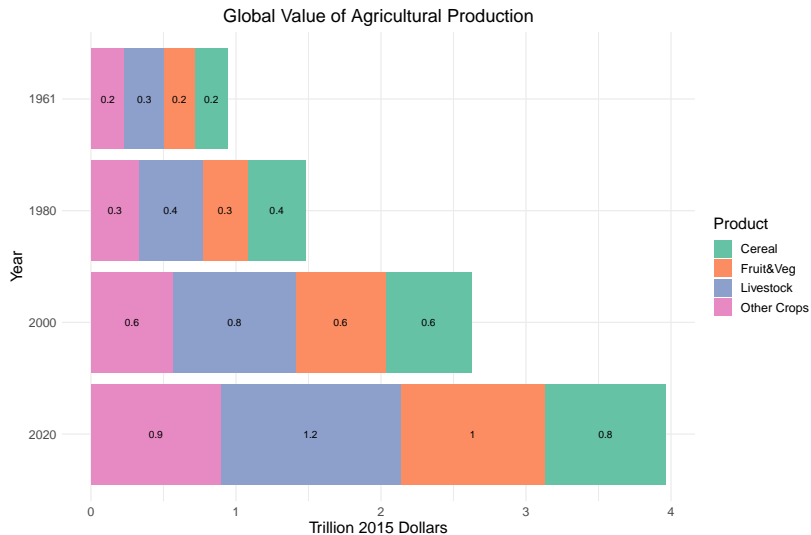
Global Value of Agricultural Production in 2020

Livestock, Cereal, Fruit&Veg, Other: Which is Which?



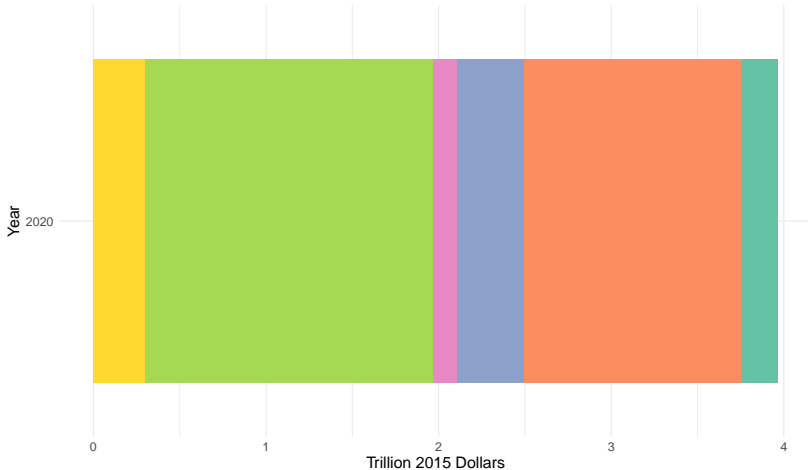
<https://agdatanews.substack.com>
Source: <https://www.fao.org/faostat/en/#data>

Livestock, Cereal, Fruit&Veg, Other



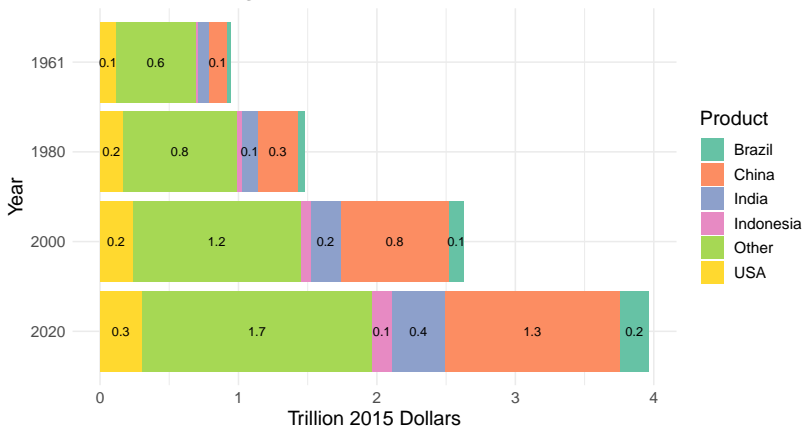
<https://agdatanews.substack.com>
Source: <https://www.fao.org/faostat/en/#data>

Global Value of Agricultural Production for Top 5 in 2020 Top Countries Plus Other: Which is Which?



<https://agdatanews.substack.com>
Source: <https://www.fao.org/faostat/en/#data>

Global Value of Agricultural Production for Top 5 in 2020

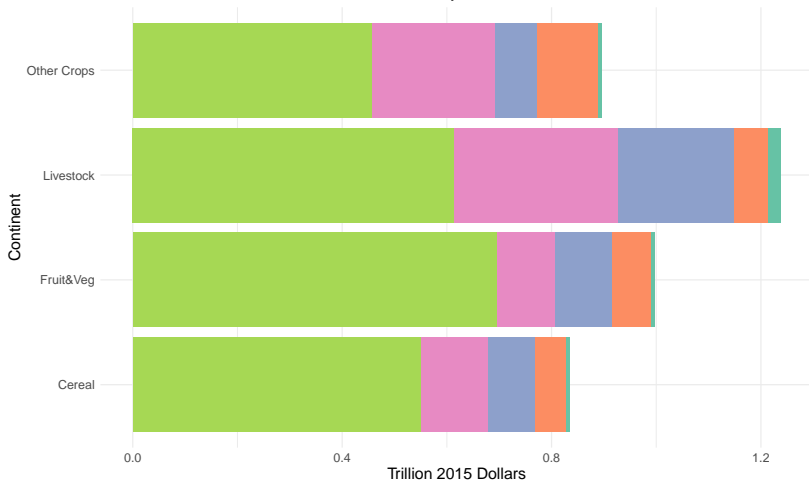


<https://agdatanews.substack.com>

Source: <https://www.fao.org/faostat/en/#data>

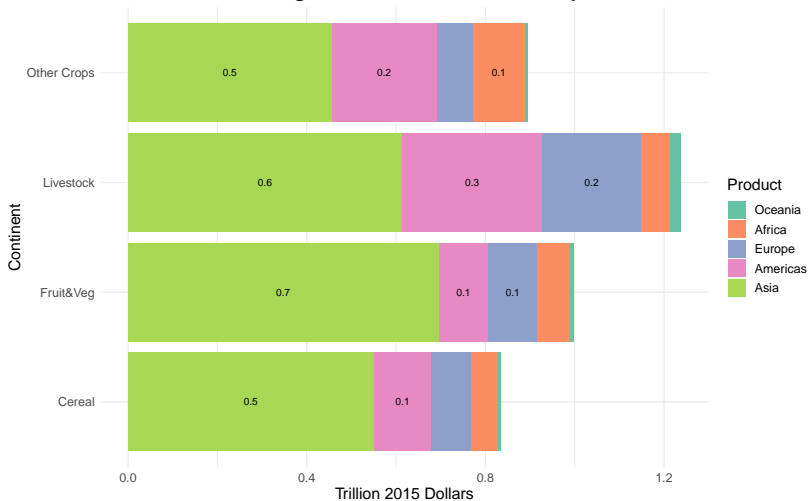
Next largest producers are: *Russian Federation, Türkiye, Nigeria, France and Argentina*

2020 Global Value of Agricultural Production by Continent Asia, Africa, Americas, Europe, Oceania: Which is Which?



<https://agdatanews.substack.com>
Source: <https://www.fao.org/faostat/en/#data>

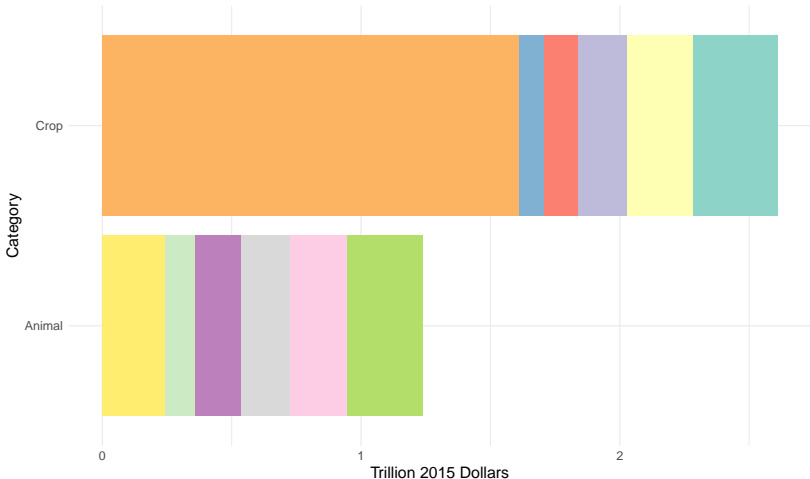
2020 Value of Agricultural Production by Continent



<https://agdatanews.substack.com>

Source: <https://www.fao.org/faostat/en/#data>

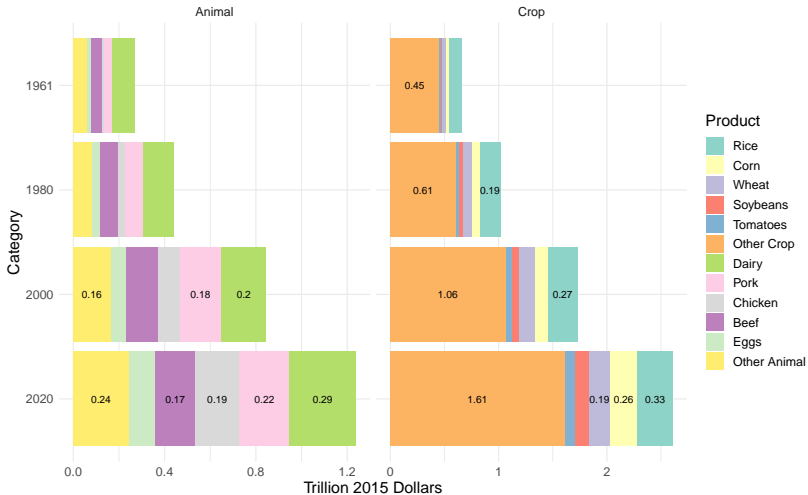
Value of Agricultural Production by Product in 2020 Top Crops and Livestock Products: Which is Which?



<https://agdatanews.substack.com>
Source: <https://www.fao.org/faostat/en/#data>

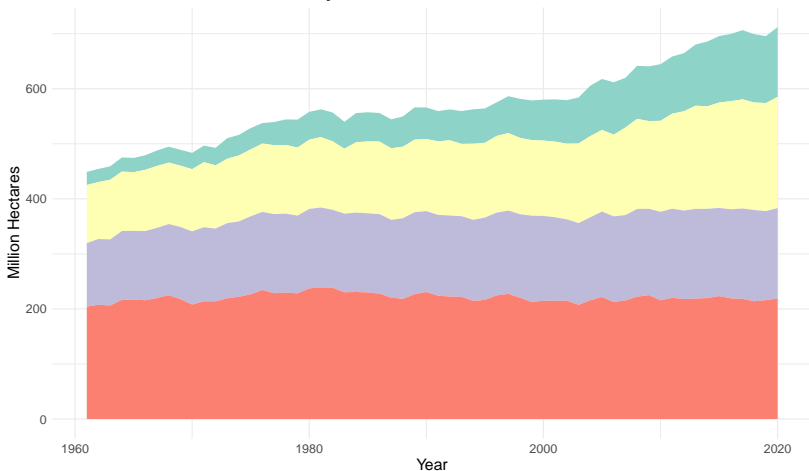
First category in plot is “Other”

Value of Agricultural Production by Product



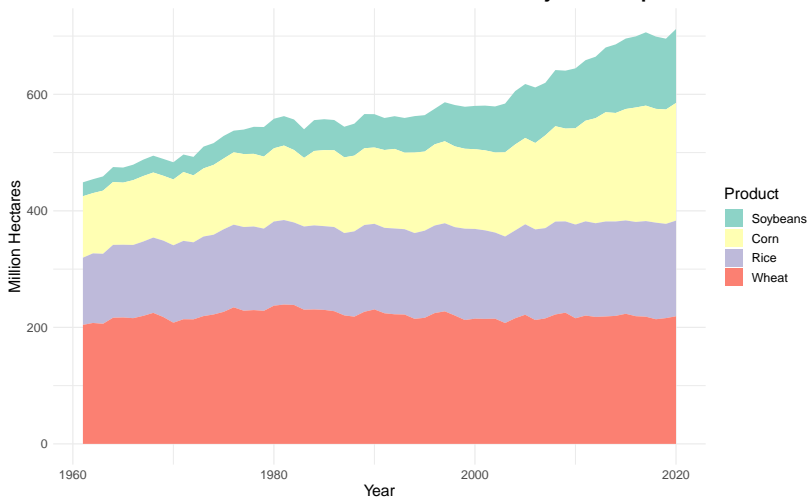
<https://agdatanews.substack.com>
 Source: <https://www.fao.org/faostat/en/#data>

Global Land Use for the Four Major Crops Corn, Rice, Soybeans, Wheat: Which is Which?



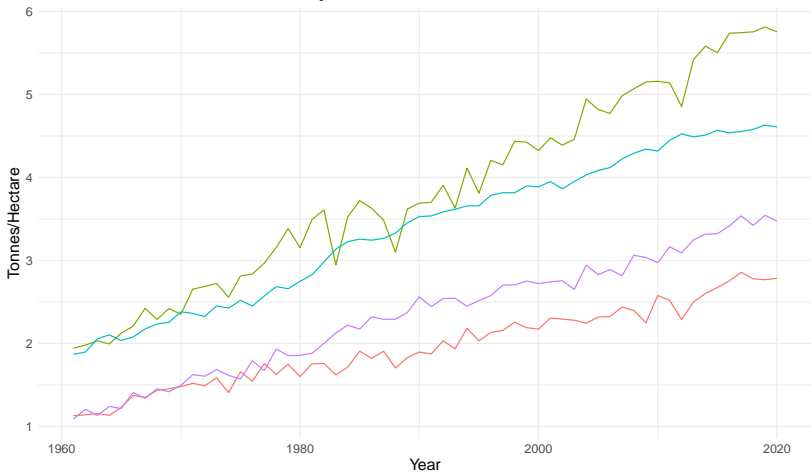
<https://agdatanews.substack.com>
Source: <https://www.fao.org/faostat/en/#data>

Global Land Use for the Four Major Crops



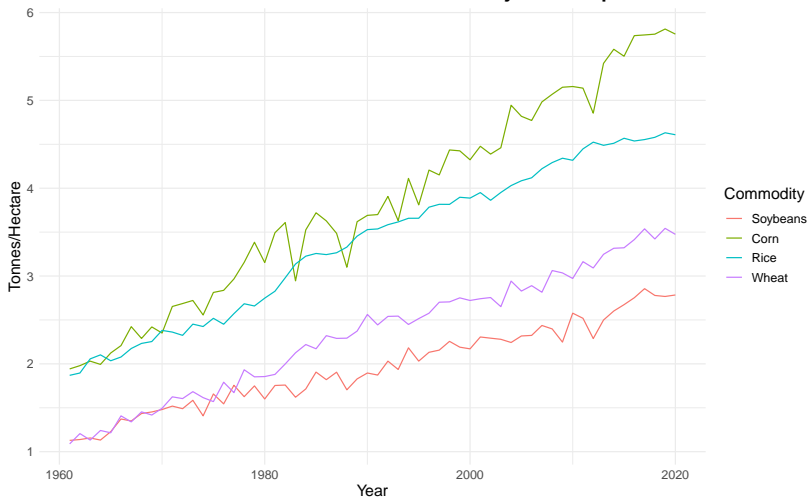
<https://agdatanews.substack.com>
Source: <https://www.fao.org/faostat/en/#data>

Global Yield for the Four Major Crops Corn, Rice, Soybeans, Wheat: Which is Which?



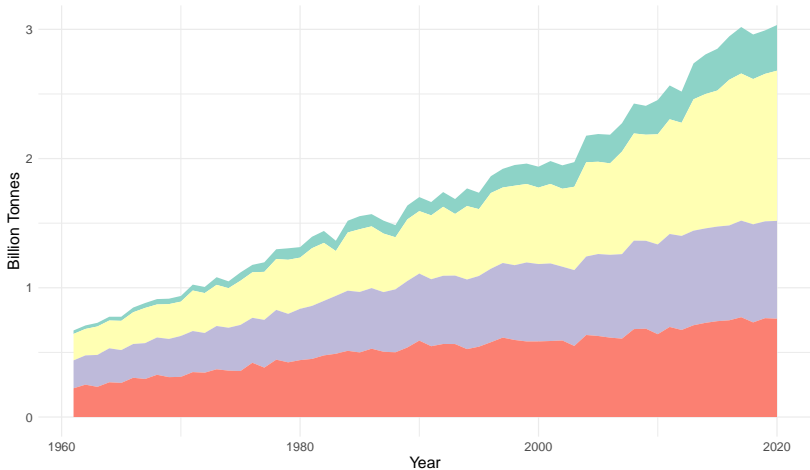
<https://agdatanews.substack.com>
Source: <https://www.fao.org/faostat/en/#data>

Global Yield for the Four Major Crops



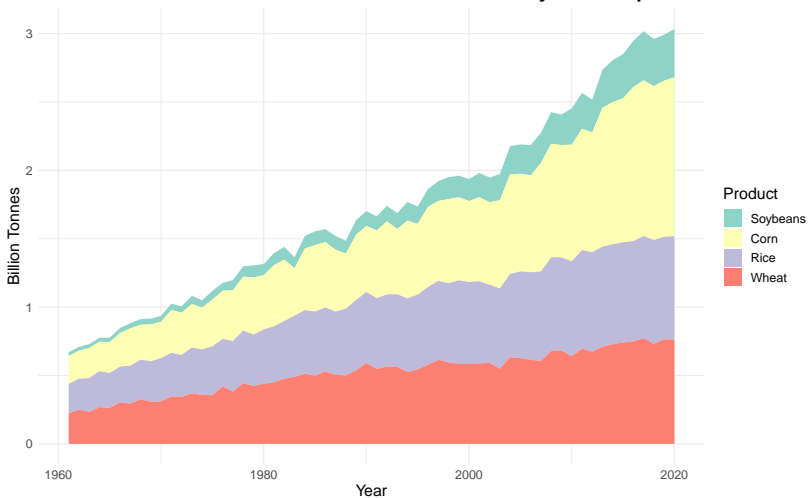
<https://agdatanews.substack.com>
Source: <https://www.fao.org/faostat/en/#data>

Global Production of the Four Major Crops Corn, Rice, Soybeans, Wheat: Which is Which?



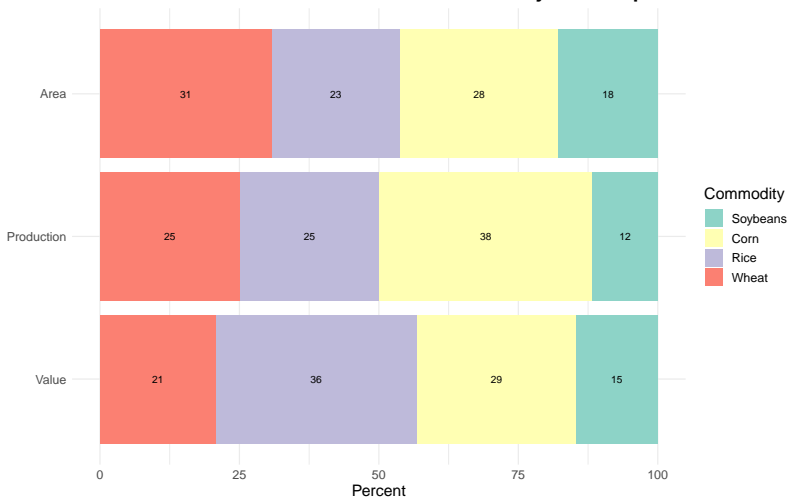
<https://agdatanews.substack.com>
Source: <https://www.fao.org/faostat/en/#data>

Global Production of the Four Major Crops



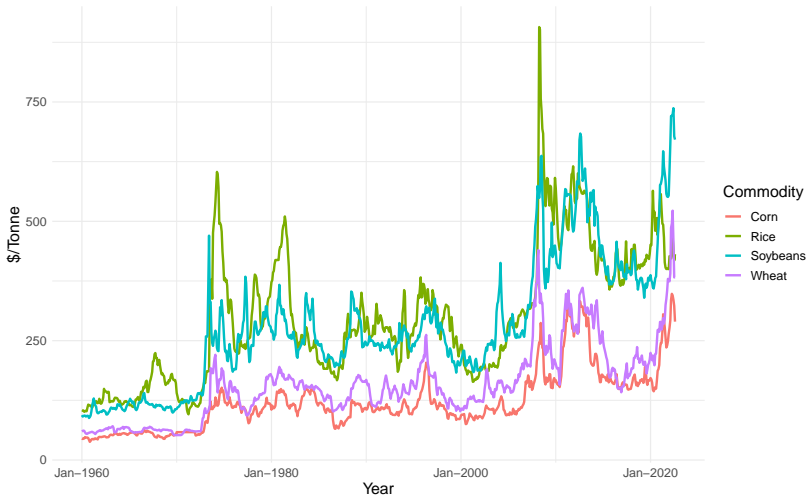
<https://agdatanews.substack.com>
Source: <https://www.fao.org/faostat/en/#data>

2020 Production of the Four Major Crops



<https://agdatanews.substack.com>
Source: <https://www.fao.org/faostat/en/#data>

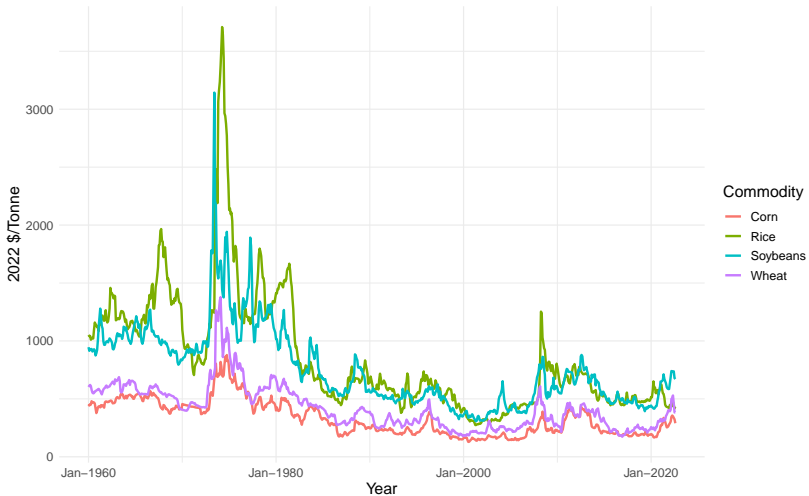
Nominal Commodity Prices



<https://agdatanews.substack.com>

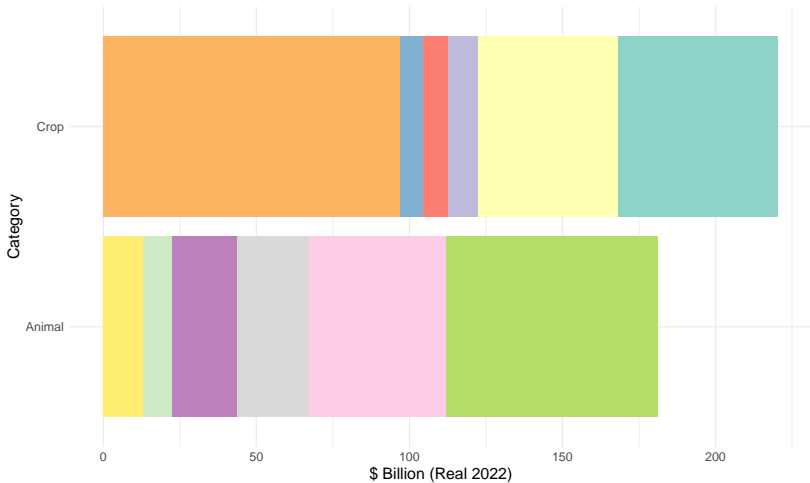
Source: <https://www.worldbank.org/en/research/commodity-markets>

Real Commodity Prices



<https://agdatanews.substack.com>
Source: <https://www.worldbank.org/en/research/commodity-markets>

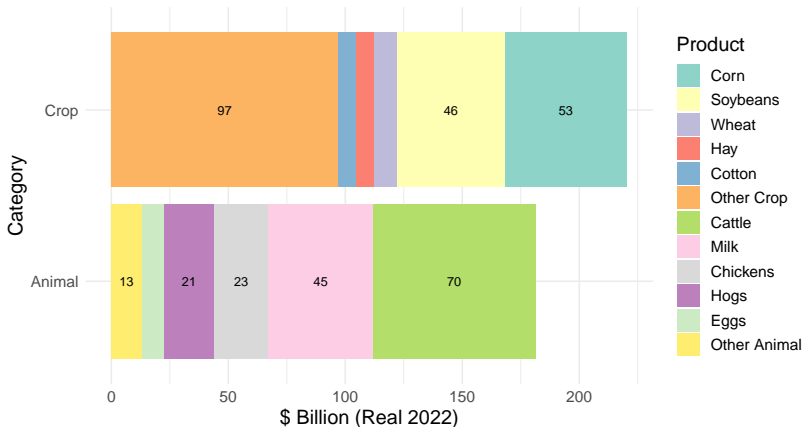
Value of US Farm Cash Receipts by Product in 2020 Top Crops and Livestock Products in USA: Which is Which?



<https://agdatanews.substack.com>
Source: <https://data.ers.usda.gov/reports.aspx?ID=17845>

First category in plot is “Other”

Value of US Farm Cash Receipts by Product in 2020

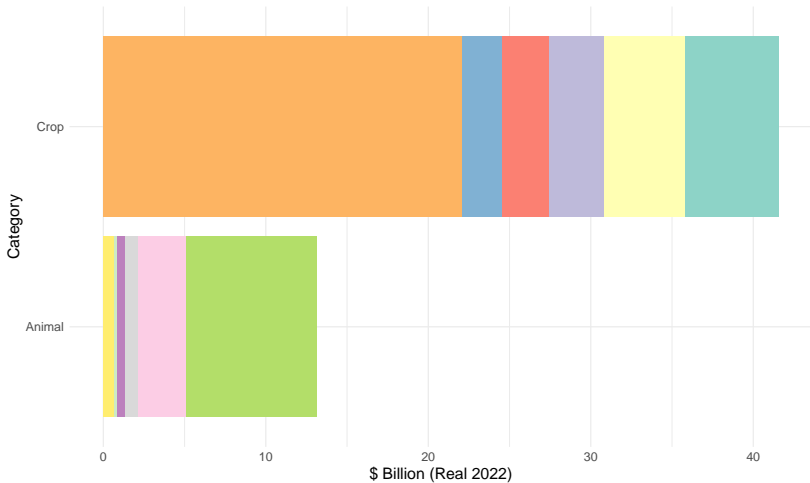


<https://agdatanews.substack.com>

Source: <https://data.ers.usda.gov/reports.aspx?ID=17845>

These data are cash receipts by farmers, which differs for some products from the value of agricultural production in FAO data (e.g., value of meat production vs receipts from sale of animals)

Value of California Farm Cash Receipts by Product in 2020 Top Crops and Livestock Products: Which is Which?

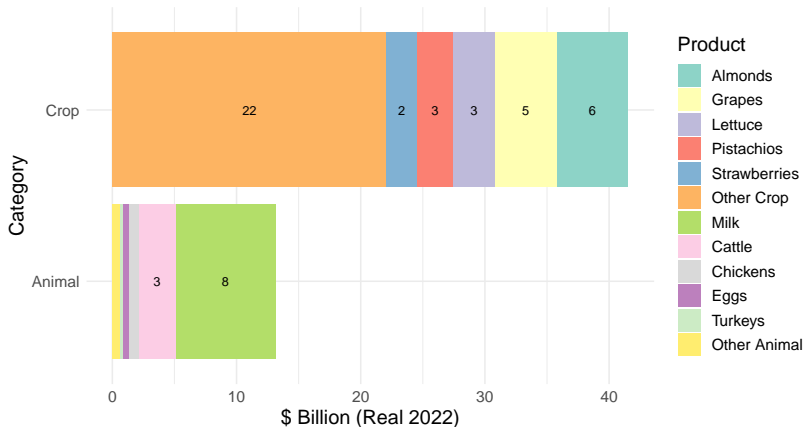


<https://agdatanews.substack.com>

Source: <https://data.ers.usda.gov/reports.aspx?ID=17845>

First category in plot is “Other”

Value of California Farm Cash Receipts by Product in 2020



<https://agdatanews.substack.com>
Source: <https://data.ers.usda.gov/reports.aspx?ID=17845>

These data are cash receipts by farmers, which differs for some products from the value of agricultural production in FAO data (e.g., value of meat production vs receipts from sale of animals)